
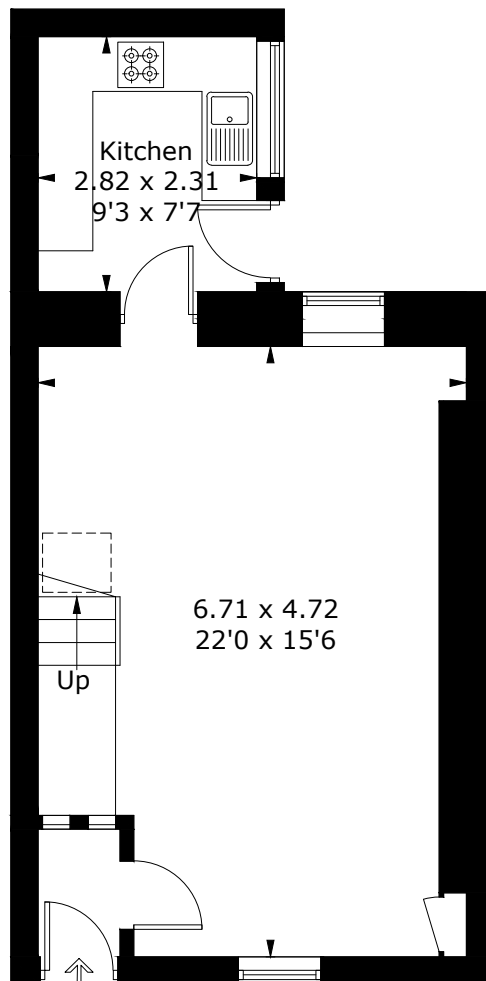


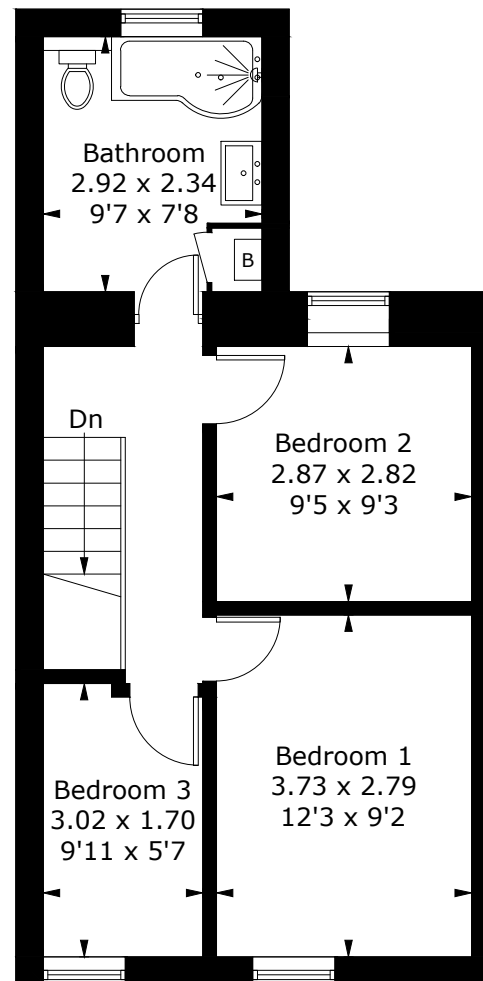


Approximate Gross Internal Area = 79.6 sq m / 857 sq ft

 = Reduced headroom below 1.5m / 5'0



**Ground Floor**



**First Floor**

**PRODUCED FOR NEXA SOUTH WALES**

Whilst every attempt has been made to ensure the accuracy of the floorplan, measurements of doors, windows and rooms are approximate. These plans are for representation purposes only as defined by RICS Code of Measuring Practice and used as such by any prospective purchaser.

Created by Emzo Marketing (ID1028940)